


Anleitung zur Wasserausgabe


DE




Raumtemperatur
Drücken und halten



Gekühlt
Drücken und halten



Gesprudelt
Drücken und halten




Heiß
Drücken, loslassen,
drücken und halten



borg&overström

How to dispense


EN




Ambient
Press and hold



Chilled
Press and hold



Sparkling
Press and hold




Hot
Press, release,
press and hold



borg&overström

Käyttöohjeet


FI



Huoneenlämpöinen
Pidä alas
painettuna



Kylmä
Pidä alas
painettuna



Kuuliva
Pidä alas
painettuna




Kuuma
Paina, vapauta ja
pidä alas painettuna



borg&overström

Comment servir


FR




Température ambiante
Appuyer en maintenant
le bouton enfoncé



Eau froide
Appuyer en maintenant
le bouton enfoncé



Eau gazeuse
Appuyer en maintenant
le bouton enfoncé




Eau chaude
Appuyer, relâcher,
appuyer à nouveau en
maintenant le bouton
enfoncé



borg&overström

Hoe te tappen


NL




Kamertemperatuur
Indrukken en
vasthouden



Gekoeld
Indrukken en
vasthouden



Bruisend
Indrukken en
vasthouden




Heet
Indrukken, loslaten,
indrukken en vasthouden



borg&overström

Så gör du


SV




Rumstempererat
Tryck och håll kvar



Kallt
Tryck och håll kvar



Kolsyrat
Tryck och håll kvar



Varmt
Tryck, släpp, tryck
och håll kvar



borg&overström